



Weapon Gun Parts Maintenance Tool Tabletop Sonic Cleaner Wholesale

Our Product Introduction

for more products please visit us on skymenultrasonic.com

Basic Information

- Place of Origin: ShenZhen
- Brand Name: SkyMen
- Certification: CE,RHOS
- Model Number: JP-080ST
- Minimum Order Quantity: 1set
- Price: Negotiation
- Packaging Details: 1pcs / carton 1x ultrasonic cleaner 1x basket 1x lid 1x user manual
- Delivery Time: In Stock
- Payment Terms: T/T, Paypal
- Supply Ability: 5000sets



Product Specification

- Model: JP-080ST(Power Adjustable)
- Tank Capacity: 22L
- Tank Size: 500x300x150mm
- Unit Size: 585*330*280mm
- Package Size: 635*405*335 Mm
- Frequency: 40KHz
- Heating Power: 300W
- Heater: Normal ~80C Adjustable
- Timer: 1~30min Adjustable
- Warranty Time: 1 Year
- Lead Time: Immediately After Payment
- Ultrasonic Power: 192W-480W(Power Adjustable)
- Highlight: **skymen ultrasonic cleaner, stainless steel ultrasonic cleaner**



More Images



Product Description**22L Quick Clean Oil Quick Delivery Ultrasonic Cleaning Machine For Gun Parts****SKYMEN | JP-080ST****22L****CE RoHS ISO9001**

Power: Ultrasonic Power 480W(adjustable) + Heating Power 500W

Ultrasonic Cleaner Tank Capacity: 22L; Transducer Quantity: 8pcs; Frequency: 40kHz

Time Setting: 1 - 30 minutes (LED Digital Display); Temperature Setting: 20-80 degrees Celsius

Drains with Flow Control Valve for easy cleaning and rinsing; Digital temperature and timer control

Professional Use: Ideal for Jewelers, Opticians, Watchmakers, Antique Dealers and Electronics

Workshops etc; Personal Use: Jewelry, Earrings, Necklace, Rings, Bracelets and Diamonds.

Technical Parameters:

Heating Power: 500W

Ultrasonic Power: 480W

Tank size : 19.7 x 11.8 x 5.9 in. /50 x 30 x 20 cm (L x W x H);

Unit size: 530 x 325 x 325 mm (L x W x H);

Packing size : 635 x 400 x 440 mm (L x W x H);

N.W. : 12.6 kg;

G.W. : 14.5 kg;

Frequency: 40kHz

Voltage: 110V/60Hz or 220V/50Hz

Temperature Setting: 20-80 degrees Celsius

Time Setting: 1 - 30 minutes (LED Digital Display)

Heater: 20 ~80°C adjustable;

Transducer Quantity: 10 pcs

Shell and tank material : SUS304;

Tank capacity : 30 L;

Timer : 1~30 min adjustable ;

Power supply : AC 100 ~ 120 V, 60 Hz/AC 200 ~ 240 V, 50Hz;

certifications : CE & RoHS & ISO9001.

Features

CE, FCC and RoHS Approved.

Skidproof rubber feet; Durable stainless steel construction.

Ultrasonic cleaning and heating can work at the same time.

Stainless steel tight fitting lid with handle to prevent water heat from diffusing.

High efficiency saves cleaning solvent, thermal energy, work place and labor!

Perfect for cleaning the longhole, finedraw and shelter of piece part or work piece, no need to touch cleaning fluid by hands.

Stainless steel cleaning basket for cleaning some small objects which need less friction, it can reduce the friction between the small objects and the tank.

It is more convenient and efficient than hand wash, steam cleaners, high pressure water jet cleaning or other machines. Just plain tap water is enough, if no special results required.

Why Ultrasonic Clean

1. Why Do You Need Ultrasonic Cleaning Machine

Gun Lover Usually clean their gun once a week but mostly get trouble in cleaning. There are many hard cleaning components in a gun and it is not easy to clean by hand.

However, ultrasonic gun parts cleaner will do all cleaning job for you and you just need to wait several minutes. It clean every parts of your gun and it keep same intensity in every direction.

Advantage

2. Advantage Of Ultrasonic Gun Parts Cleaning Machine.

More thorough cleaning- cleans down to one micron cleanliness level

Shorter cleaning times- 3-5 minutes for most firearms

Less handling- allows the user to perform other functions while cleaning is in process

Lubrication tank design uses ultrasonic energy allowing complete coverage in every crack and crevasse

Cleaning detergent is specifically chosen for firearm cleaning and includes a rust prohibitor

Lubrication is specially formulated for firearm cleaning with water displacement and low temperature properties

How It Work

3. How Gun Parts Ultrasonic Cleaning Machine Work?


Ultrasonic transducers mounted to the tank bottom produce high frequency sound waves which cause rapidly alternating high & low pressure conditions in the cleaning solution. Millions of microscopic bubbles form and then implode (a process called cavitation) resulting in an intense scrubbing action that removes fouling even in the smallest indentations, grooves and impossible to reach by hand areas.

Using water based detergents with rust inhibitor and heat, unburned powder, carbon, lint, oil & dirt will be quickly removed from the field stripped gun parts usually within 4-6 minutes of immersion with minimal hand labor. Heated ultrasonic cleaning, followed by rinsing and ultrasonic lubrication with supplied lube pan and special oil, insures that the parts are moisture free and protected. After excess lubricant is removed from the parts with compressed air, they can be lubricated in accordance with manufacturer's instructions or your S.O.P.


The parts are then restored to factory new level of cleanliness which could not be achieved by the usual hand cleaning methods. The process does not affect night sights, rubber grips, and plastic frames or leave the parts dried out and unprotected.

DIRT ELIMINATION PROCESS THROUGH ULTRASONIC TECHNOLOGY


- Cleaning effect will be much better if using the machine together with proper solvent.



As ultrasonic wave through the solution in the tank, cause alternating high and low pressures in the solution.



During the low pressure stage, millions of microscopic bubbles form and grow. This process is called "CAVITATION".



During the high pressure stage, the bubbles implode releasing enormous amounts of energy. They work in all directions, attacking surface and invading all recesses and openings.

How To Clean

4. How To Clean Your Gun Parts With Ultrasonic Cleaning Machine.

- (1). Field strip the gun
- (2.) Swab the bore with a good defouler like Hoppes #9
- (3). Insert the stainless steel basket into the ultrasonic cleaning system

- (4.) Insert the polycarbonate tray into the stainless steel basket Ride The Waves Ultrasonic Gun Cleaning Equipment
- (5). Add cleaning solution concentrate Cleaning Solution
- (6). Turn heating unit on to 50 degrees C
- (7). Insert gun parts into the ultrasonic cleaner
- (8). Set the cleaning time for between 5 and 30 minutes, depending on how dirty the gun is. (Light maintenance on the lower end of the time scale, heavy cleaning on the higher end of the time scale.)
- (9). Turn the ultrasonic cleaner on
- (10). Check guns periodically for cleanliness
- (11). When clean, turn off heat and the ultrasonic unit
- (12). Swab the bore with a good defouler like Hoppes #9
- (13). Always lubricate your gun after cleaning

Features

5.Feature Of JP-080T

All stainless steel - ensures many years of trouble free performance

The most advanced transducer design in the industry

Simultaneous technology - provides the highest performance of any system

eliminates standing waves and provides a safe cleaning environment for all gun surfaces

Best warranty in the industry - you talk directly to our support staff who designed and built the system

Two Cleaning Process To Provide Detail care for your gun,including rough and precision cleaning.

Degas Function will improve cleaning effect and reduce oxidation on your gun parts.

7. Other Recommendation

If tank size is not suitable for your spare parts, we have other big ultrasonic cleaner in store. And we can design and produce any special function ultrasonic cleaning machine you need.

Packaging & Shipping

8.Packing information and delivery







9.Skymen Advantage

We have been in this industry for 10 years and we are supplying machines to all seller all over the world.All distributor is welcome for win-win cooperation.

We have passes ISO,High Tech Company,CE,RoHS,FCC, National Medical Instrument Approval.

Contact:



Skymen Technology Corporation Limited



86-755-27094405



info@skymen.cc



skymenultrasonic.com

Floor 1st & 2nd, Building 3, Tanggang Taifeng Industrial Park, Dawangshan Community, Shajing Street, Bao'an District, Shenzhen