



SUS Submersible Ultrasonic Immersible Transducer 2100W 22kHz AC220V Plating

Our Product Introduction

Basic Information

- Place of Origin: China
- Brand Name: SkyMen
- Certification: CE
- Model Number: JTM-1018
- Minimum Order Quantity: 1 set
- Price: Negotiation
- Packaging Details: packing by box or wooden case; the packing size decides by the machine
- Delivery Time: In Stock
- Payment Terms: Western Union, L/C, T/T, Paypal
- Supply Ability: 600 sets per month



Product Specification

- Model: JTM-1018
- Material: SUS304
- Warranty: 1 Year
- Frequency: 22kHz
- Custom Made: Transducer Box Size
- Feature: Hard Cr+ Plating
- Highlight: **SUS Submersible Ultrasonic Immersible Transducer**
,
AC220V Plating Ultrasonic Immersible Transducer
, 22kHz Submersible Ultrasonic Transducer

Product Description

Submersible Ultrasonic Immersible Transducer Equipment For Industrial Cleaning Box 2100W 28/40kHz

Ultrasonic technology extraction is beyond any previous technical feasibility, access to efficient extraction, more effective than heat extraction resident agency regulations, and shortens the extraction time, most of the material before the process is to be extracted within 10min.

Packing & delivery details:

Packing , loading, delivery time	
Packing unit	1 set/wooden case
Packing method	Export wooden case
Loading port	Shenzhen
Delivery time	About 15 working days
Minimum Order Quantity	1 set
Transport method	By express company / air / sea

Transducer pack Specifications:

Transducer pack Specifications:							
Model (JTM models)		JTM-1006	JTM-1012	JTM-1018	JTM-1024	JTM-1030	JTM-1036
Ultrasonic transducer box size (mm)	L	305	355	406	500	550	500
	W	250	305	305	355	406	460
	H	100	100	100	100	100	100
Housing material		SUS304/SUS316L					
Surface finishing		Hard-Cr plating treatment (20+microns)					
Ultrasonic frequency		28KHz / 40KHz					
Ultrasonic transducers		6pcs	12pcs	18pcs	24pcs	30pcs	36pcs
Ultrasonic power		300W	600W	900W	1200W	1500W	1800W
Electronic generator		KG300	KG600	KG900	KG1200	KG1500	KG1800
		Ultrasonic generator work separately control transducers					
power supply		AC 110V/220V or 220/240V, 1,13AMP					
*Custom made:68KHz/80KHz/120KHz and size are all available							

Features:

Original BLT type transducer
 SUS stainless steel housing Hard-Cr plating Treatment (20 + microns)
 Adaptable for continuous operation
 Adjustable ultrasonic power
 With separate control ultrasonic electronic generator
 Custom made size is available
 Transducer no./transducer box: range[6pcs~40pcs per box]
 Ultrasonic power: range[300W~2000W]
 Ultrasonic frequency: 28KHz/40KHz

underwater ultrasonic transducer generator Features:

Original BLT type transducer
 SUS stainless steel housing Hard-Cr plating Treatment (20 + microns)
 Adaptable for continuous operation
 ultrasonic generator with sweep mode
 User-friendly operation
 Transducer no./transducer box: range[6pcs~36pcs per box]—transducer box size can be custom made
 Ultrasonic power: range[300W~1800W]
 Ultrasonic frequency: 28KHz/40KHz

Cleaning feature

1. Submersible Transducers are manufactured to meet individual customer specifications, ensuring the size and ultrasonic power are tailored to provide the cleaning and processing results.
2. These submersible transducers provide excellent ultrasonic activity and are easily controlled through Ultrawave's technologically advanced Convenience Install

Submersible Transducers can be easily installed or retro-fitted to an existing tank, allowing easy service and maintenance whilst having the benefits of an upgraded system with ultrasonic cleaning technology.

ultrasonic transducer generator hose tube



SKYMEN CLEANING EQUIPMENT SHENZHEN CO.,LTD



Marketing Center

3rd Floor, Building A1, Fuhai Information Port, Fuyong Street, Baoan District, Shenzhen, Guangdong Province



Production base

Wujiang Science and Technology Park (Skymen Industrial Park), Wujiang District, Shaoguan City, Guangdong Province



R&D Center

No.10, Jian'an Road, Bao'an District, Shenzhen, Guangdong Province (Taifeng Industrial Zone)

• SKYMEN •


Skymen Qualification Certification



Customer Success Cases

- ✓ Centralized Control
- ✓ Simple Operation
- ✓ Adjustable Power
- ✓ Stable Performance







Application Industry

Applied in electromechanical, painting, aerospace, electroplating, automotive, electronics industry, prevent printing, new energy, petrochemical industry, etc.



Electroplating coating



Aerospace



Auto parts



Electronics industry



New energy



Petrochemical



Hardware



Textile printing



Model mold

Why Choose Us?

01

Industrial quality & durable

Long service life

02

Strong power and penetration

Adjustable power, 360° cleaning

03

Easy to use and simple to operate

It can be used after wiring without tedious operation

04

Multiple functions, wide application range

Cleaning variety of products: metal, non-metal

05

Support Customization

Provide professional solutions for your requirements

06

Warranty & After-sales service

Provide 1 year warranty, and the transducer only be replaced without repair


Laser Cutting Machine

Reduce the number of solder joints, and the water leakage performance is better!



Industrial Transducer

- ✓ Strong work
- ✓ Stable output
- ✓ Low heat generation
- ✓ Long service life



Strong & Consistent Quality

The transducer is like the heart of a ultrasonic cleaner, the brand of Skymen industrial transducer



Remove wax,
oil and rust



Meet different
needs




Do not hurt the
cleaning

Skymen independent research and development focus on quality

Ultrasonic power can be adjusted and the workpiece is adaptable, and the cleaning efficiency is high, Ultrasonic strength is strong and uniform, and the performance is stable



- ✓ Powerful ultrasonic power
- ✓ High quality material
- ✓ Brilliant workmanship



Stainless Steel Structure

Acid and alkali resistant, beautiful and durable



3D Cooling System

Fast heat dissipation, protection circuit,
enhanced service life



Flexible Installation

Make side vibration, bottom vibration and top vibration as required

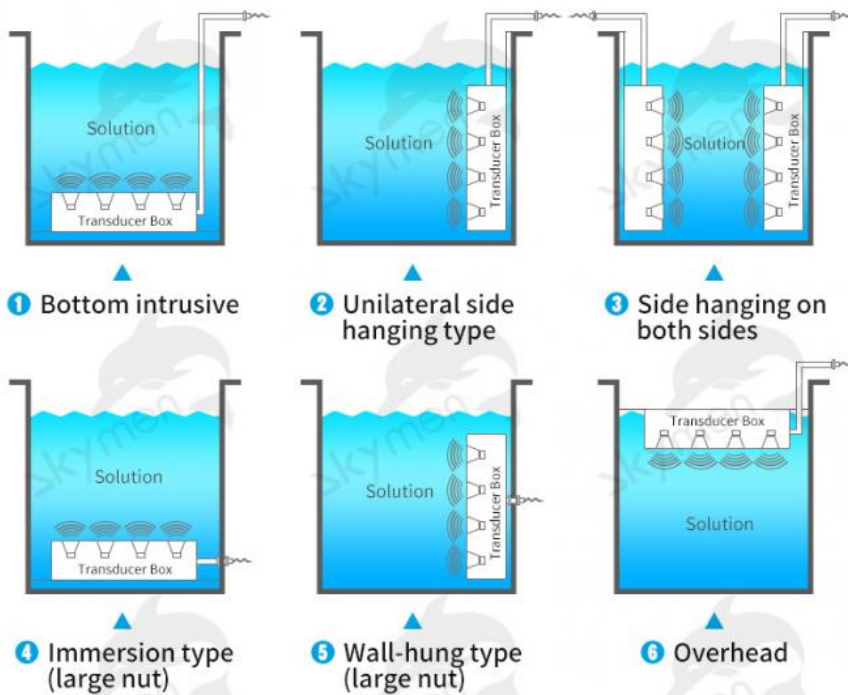


Comprehensive Ultrasonic Cleaning

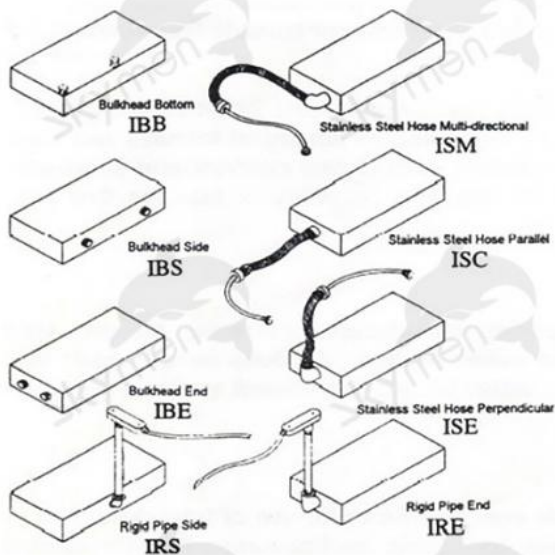
Cleaning, uniformity, emulsification, dispersion



6 Installation Methods



Outlet Location Map



Outlet location map



Outlet mode-hose diagram



Outlet method-hard tube diagram

【Transducer Box Parameter】


Model	Inner tank size /volume	Time control	Frequency (optional)	Transducer pcs	Adjustable power	Material (optional)
JP-1006I	305*205*100mm	1-99min	28/40KHz	6	0-300W	304/ 316/ Titanium alloy
JP-1012I	355*305*100mm	1-99min	28/40KHz	12	0-600W	
JP-1018I	340*280*100mm	1-99min	28/40KHz	18	0-900W	
JP-1024I	430*280*100mm	1-99min	28/40KHz	24	0-1200W	
JP-1030I	460*370*100mm	1-99min	28/40KHz	30	0-1500W	
JP-1036I	550*450*100mm	1-99min	28/40KHz	36	0-1800W	
JP-1048I	600*450*100mm	1-99min	28/40KHz	48	0-2400W	


Size, installation method and outlet location can be customized according to requirements


Products Real Shot











SKYMEN Cooperative Partner



How to Use an Ultrasonic Cleaner for Medical & Surgical Instruments

Medical and surgical instruments in a variety of sizes and complexity can pose challenges when it comes to cleaning, disinfecting and sterilizing them after use. An ultrasonic cleaner is an ideal tool for the first step in this three step process to protect medical personnel and patients from possible infection due to pathogens that remain on the instruments after a procedure.

Suggested Ultrasonic Cleaning Procedure

In all cases manufacturers' instructions should be followed when using an ultrasonic cleaning process. These are representative steps.

Fill the ultrasonic cleaning tank with an approved medical instrument cleaning solution such as CLN-LR012 available from Tovatech following dilution instructions provided. Turn the cleaner on to start the degassing process. This step removes entrained air in new solutions that interferes with the efficiency of cavitation and takes approximately 10 minutes.

In the meantime:

Segregate instruments by alloy or composition to avoid potential damage (Chromium plated instruments should not be cleaned

ultrasonically)

Instruments with movable parts should be disassembled to facilitate cleaning

Place the instruments the ultrasonic cleaner's mesh basket, taking care that they do not come in contact with each other

Cannulated or lumened instruments should be positioned to insure interiors are wetted with the cleaning solution. In some instances placing them on an angle will facilitate this

Set the control panel per manufacturers' instructions and start the cleaning process

At the end of the cycle, remove the instruments from the ultrasonic cleaning bath and thoroughly rinse them to remove all traces of the cleaning solution. Deionized water rinses will avoid spotting. If the instruments are not to be immediately disinfected and sterilized be certain that they are thoroughly dried and protected. Part reassembly can occur after sterilization. Procedures should be in place to guide the replacement of used ultrasonic cleaning solutions. In some instances it is recommended that solution be drained and tanks thoroughly cleaned and dried after each ultrasonic cleaning cycle. many solutions available today are biodegradable, which facilitates disposal but local authorities should be consulted on proper practices.

The ultrasonic cleaner uses ultrasonic waves (vibration) using water with detergents or enzymatic products to break up soil and organic material on medical instruments/devices. These devices are rinsed then autoclaved (sterilized). The autoclave sterilizer uses heat, steam, and pressure to kill all pathogenic microorganisms and their spores.

Package Includes:

1 x Ultrasonic Transducers Plate

1 x Generator

1 x Manual



Skymen Technology Corporation Limited



86-755-27094405



info@skymen.cc



skymenultrasonic.com

Floor 1st & 2nd, Building 3, Tanggang Taifeng Industrial Park, Dawangshan Community, Shajing Street, Bao'an District, Shenzhen