



6000W SUS304 483L Heated Soak Tank For Embroidered Tools

Our Product Introduction

for more products please visit us on skymenultrasonic.com

Basic Information

- Place of Origin: Shenzhen, China
- Brand Name: Skymen
- Certification: RoHS, CE, FCC, SGS
- Model Number: JP-483
- Minimum Order Quantity: 1
- Price: Negotiation
- Packaging Details: Wooden case
- Delivery Time: In Stock
- Payment Terms: T/T
- Supply Ability: 800 pcs per month



Product Specification

- Model: JP-483
- Tank Volume: 483L
- Heating Power: 6000W
- Internal Tank Size: 1365*520*680MM
- Basket Size: 1315*500*650MM
- Gross Weight: 300KG
- Highlight: **483L Heated Soak Tank,
SUS304 Heated Soak Tank,
6000W Embroidered Tools Soak Tank**



More Images



Product Description

Heated Cleaning Tank For Embroidered Tools In Beauty Parlour With 80°C Temperature

PRODUCT SPECIFICATIONS

| | | | |
|---|-----------------|---|---|
| 1 | Model | JP-483 | |
| 2 | 1st Tank | Function | Hot water cleaning/soaking |
| | | Tank Material | SUS304 (SUS 316 can be customized) |
| | | Inner tank dimension | 1365*520*680mm |
| | | Tank Capacity | 483L |
| | | Heating tube | 2pcs |
| | | Heating Power | 6000W |
| | | Time setting | 0~99 hours |
| | | Temperature setting | Room temperature ~ 80°C adjustable |
| | | Thickness of tank | 2mm |
| | | Drain value | Yes, in the right side of machine |
| | | Water inlet/outlet | Yes |
| | | Lid | Yes, hinged with machine body, with gasket |
| | | Handle of the basket | Yes |
| 4 | Packing | Overall size | 1465*620*875mm |
| | | Packing size | 1565*720*1000cm |
| | | Packing detail | By wooden case(No logs, free of fumigation) |
| 5 | Warranty | 1 year warranty for spare parts, all life technical support | |
| 6 | Certificate | CE, RoHS; FCC, REACH | |
| 7 | Production time | 5 days if there is stock; 20 days if there is no stock | |

Skyemen Clean Tank is designed with efficiency, low running cost and ease of use.

Skyemen Clean Tank success is based on its ability to clean and sanitise a kitchen in a way far Skyemenior to competitive products. Workers compensation risks are significantly lowered due to the fact that no raw chemicals need to be handled. Skyemen Clean Tank pricing structure is based upon a per month price.

Price savings are made through:

1. Reduced chemical usage.
2. Reduced washing utensils (steel wool , sponges etc)
3. Reduced labour costs (no manual scrubbing with dangerous chemicals to get rid of carbon).

As carbon prevents heat from being distributed evenly, The Skyemen Clean Tank system will facilitate better cooked food products as well as saving on replacement costs of hard goods.

Soaking tank with different capacity:

| Model | Volume(L) | Internal tank size(MM) | Basket size(MM) | Unit size(MM) | Heating power | Material |
|--------|-----------|------------------------|-----------------|---------------|---------------|----------|
| JP-168 | 168L | 655*410*625 | 605*390*595 | 755*510*785 | 1.5KW | SUS 304 |
| JP-211 | 211L | 750*450*625 | 700*430*595 | 850*550*785 | 1.5KW | SUS 304 |
| JP-258 | 258L | 890*480*605 | 840*460*575 | 990*580*800 | 3KW | |
| JP-274 | 274L | 840*480*680 | 790*460*650 | 940*580*875 | 3KW | SUS 304 |
| JP-388 | 388L | 1080*460*680 | 1060*440*650 | 1480*560*875 | 4.5KW | SUS 304 |
| JP-483 | 483L | 1365*520*680 | 1315*500*650 | 1465*620*875 | 6KW | SUS 304 |

Directions for use

Step 1



Fill the with (preferably hot) water to the 'Fill Line' marked on the inside, plug the tank into an electrical outlet, and switch ON

Step 2



Slowly add the oil/Carbon-Removal Powder

Step 3




Load the tank with your dirty pots, pans, vent hood filters into the tank and Close the lid, leaving the items in the tank to soak, and walk away!

Step 4



Remove the items from the tank, then simply rinse off any loose or softened carbon fragments.

PRODUCT CONFIGURATION





Suggest cleaning time:

| Item | Cleaning time |
|------------------------|-----------------------|
| Pot& Pans | Initial soak 12 hours |
| Hot plates & grills | Minimum of 12 hours |
| Deep fry baskets | Minimum 3~4 hours |
| Hood filter | 1 hour |
| Roasting pans | Initial soak 12 hours |
| Gas rings& Cooker tops | Minimum 12 hours |
| Bakery trays and racks | Initial soak 12 hours |
| Serving dishes | 1-2 hours |
| Oven Racks | Initial soak 12 hours |

Cleaning Effect show:

Korean BBQ Grill Plate Cleaner



Bakery Rack Cleaner



Roasting Pan Cleaner



Sheet Pan Cleaner



Cake Pan Cleaner



Muffin Pan Cleaner



Rotisserie Basket Cleaner






Pot Cleaner




Pan Cleaner



Floor Mat Cleaner



Hood Filter Cleaner



Impinger Belt Cleaner



Pizza Pan Cleaner



Gas Buner Cleaner



Gas Buner Cleaner



Stove Parts Cleaner




Stove Parts Cleaner



Factory and Warehouse







Skymen Technology Corporation Limited



86-755-27094405



info@skymen.cc



skymenultrasonic.com

Floor 1st & 2nd, Building 3, Tanggang Taifeng Industrial Park, Dawangshan Community, Shajing Street, Bao'an District, Shenzhen