

483L 2mm Thickness Kitchen Soak Tank 6000W For Bed Sheet

Basic Information

- Place of Origin: Shenzhen, China
- Brand Name: SkyMen
- Certification: RoHS, CE, FCC, SGS
- Model Number: JP-483
- Minimum Order Quantity: 1
- Price: Negotiation
- Packaging Details: Wooden case
- Delivery Time: In Stock
- Payment Terms: T/T
- Supply Ability: 800 pcs per month



Product Specification

- Model: JP-483
- Tank Volume: 483L
- Heating Power: 6000W
- Internal Tank Size: 1365*520*680MM
- Basket Size: 1315*500*650MM
- Gross Weight: 300KG
- Highlight: 2mm Thickness Kitchen Soak Tank, Kitchen Soak Tank 6000W, 483L Bed Sheet Soak Tank



More Images



Product Description

Soaking Tank Machine For Bed Sheet In Beauty Parlour With Different Capacity PRODUCT SPECIFICATIONS

1	Model	JP-483	
2	1st Tank	Function	Hot water cleaning/soaking
		Tank Material	SUS 304 (SUS 316 can be customized)
		Inner tank dimension	1365*520*680mm
		Tank Capacity	483L
		Heating tube	2pcs
		Heating Power	6000W
		Time setting	0~99 hours
		Temperature setting	Room temperature ~ 80°C adjustable
		Thickness of tank	2mm
		Drain value	Yes, in the right side of machine
		Water inlet/outlet	Yes
		Lid	Yes, hinged with machine body, with gasket
4	Packing	Handle of the basket	Yes
		Basket load	300KG
		Overall size	1465*620*875mm
		Packing size	1565*720*1000cm
5	Warranty	Packing detail	By wooden case(No logs, free of fumigation)
6	Certificate	1 year warranty for spare parts, all life technical support	
7	Production time	CE, RoHS; FCC, REACH	
		5 days if there is stock; 20 days if there is no stock	

Soaking tank with different capacity:

Model	Volume(L)	Internal tank size(MM)	Basket size(MM)	Unit size(MM)	Heating power	Material
JP-168	168L	655*410*625	605*390*595	755*510*785	1.5KW	SUS 304
JP-211	211L	750*450*625	700*430*595	850*550*785	1.5KW	SUS 304
JP-258	258L	890*480*605	840*460*575	990*580*800	3KW	
JP-274	274L	840*480*680	790*460*650	940*580*875	3KW	SUS 304
JP-388	388L	1080*460*680	1060*440*650	1480*560*875	4.5KW	SUS 304
JP-483	483L	1365*520*680	1315*500*650	1465*620*875	6KW	SUS 304

PRODUCT CONFIGURATION







Suggest cleaning time:

Item	Cleaning time
Pot& Pans	Initial soak 12 hours
Hot plates & grills	Minimum of 12 hours
Deep fry baskets	Minimum 3~4 hours
Hood filter	1 hour
Roasting pans	Initial soak 12 hours

Gas rings& Cooker tops	Minimum 12 hours
Bakery trays and racks	Initial soak 12 hours
Serving dishes	1-2 hours
Oven Racks	Initial soak 12 hours

Directions for use

Step 1



Fill the with (preferably hot) water to the 'Fill Line' marked on the inside, plug the tank into an electrical outlet, and switch ON

Step 2



Slowly add the oil/Carbon-Removal Powder

Step 3



Load the tank with your dirty pots, pans, vent hood filters into the tank and Clean

Load the tank with your dirty pots, pans, vent hood filters into the tank and close the lid, leaving the items in the tank to soak, and walk away!

Step 4




Remove the items from the tank, then simply rinse off any loose or softened carbon fragments.

Cleaning Effect show:

Korean BBQ Grill Plate Cleaner



Bakery Rack Cleaner



Roasting Pan Cleaner




Sheet Pan Cleaner



Cake Pan Cleaner



Muffin Pan Cleaner



Rotisserie Basket Cleaner




BEFORE



AFTER



Before



After


Pot Cleaner



Pan Cleaner



Floor Mat Cleaner



Hood Filter Cleaner




Impinger Belt Cleaner




Pizza Pan Cleaner





Factory and Warehouse







We are professional manufacturer of Ultrasonic Cleaner and soaking tank in China.
We adopt high quality heating element and wires, it's no problem to open the soaking tank round the clock.
In hotel and restaurant, it's very convenient to use our machine.

Is there any worry of our products?
You can see cleaning video of our soaking tank in Youtube.
https://youtu.be/_drXRCaGamo
Welcome to contact me if any question.



Sky men Technology Corporation Limited



86-755-27094405



info@skymen.cc



skymenultrasonic.com

Floor 1st & 2nd, Building 3, Tanggang Taifeng Industrial Park, Dawangshan Community, Shajing Street, Bao'an District, Shenzhen