



260L FCC Kitchen Soak Tank 2mm Thickness For Hood Filters

Our Product Introduction

for more products please visit us on skymenultrasonic.com

Basic Information

- Place of Origin: Shenzhen, China
- Brand Name: SkyMen
- Certification: RoHS, CE, FCC, SGS
- Model Number: JP-258
- Minimum Order Quantity: 1
- Price: Negotiation
- Packaging Details: Wooden case
- Delivery Time: In Stock
- Payment Terms: T/T
- Supply Ability: 800 pcs per month



Product Specification

- Model: JP-258L
- Tank Volume: 258L
- Heating Power: 3000W
- Internal Tank Size: 890*480*605MM
- Basket Size: 840*460*575MM
- Gross Weight: 200KG
- Highlight: Kitchen Soak Tank 2mm Thickness, FCC Kitchen Soak Tank, 260L Hood Filters Soak Tank



More Images



Product Description

Cleaning Tank For Gas Cooking Tops In Restaurant With 3000W Heater Soaking tank with different capacity:

| Model | Volume(L) | Internal tank size(MM) | Basket size(MM) | Unit size(MM) | Heating power | Material |
|--------|-----------|------------------------|-----------------|---------------|---------------|----------|
| JP-168 | 168L | 655*410*625 | 605*390*595 | 755*510*785 | 1.5KW | SUS 304 |
| JP-211 | 211L | 750*450*625 | 700*430*595 | 850*550*785 | 1.5KW | SUS 304 |
| JP-258 | 258L | 890*480*605 | 840*460*575 | 990*580*800 | 3KW | |
| JP-274 | 274L | 840*480*680 | 790*460*650 | 940*580*875 | 3KW | SUS 304 |
| JP-388 | 388L | 1080*460*680 | 1060*440*650 | 1480*560*875 | 4.5KW | SUS 304 |
| JP-483 | 483L | 1365*520*680 | 1315*500*650 | 1465*620*875 | 6KW | SUS 304 |

Directions for use

Step 1



Fill the with (preferably hot) water to the 'Fill Line' marked on the inside, plug the tank into an electrical outlet, and switch ON

Step 2



Slowly add the oil/Carbon-Removal Powder

Step 3





Load the tank with your dirty pots, pans, vent hood filters into the tank and Close the lid, leaving the items in the tank to soak, and walk away!

Step 4



Remove the items from the tank, then simply rinse off any loose or softened carbon fragments.

HOW IT WORKS:

Skymer Clean Tank operates on a simple load basket system. Results are immediately noticeable and all parts can be cleaned in less than 60 minutes. The tank is thermostatically controlled at approximately 70 degrees celsius. Skymer Clean Safe detergent remains active for thirty days and only needs to be changed once a month. The detergent is biodegradable and is disposed of via the grease trap sewer drain. Skymer Clean Safe has a strong and standard version, the latter being suitable for cleaning aluminium items.

PRODUCT SPECIFICATIONS

| | | | |
|---|-----------------|---|---|
| 1 | Model | JP-258 | |
| 2 | 1st Tank | Function | Hot water cleaning/soaking |
| | | Tank Material | SUS 304 (SUS 316 can be customized) |
| | | Inner tank dimension | 890*480*605mm |
| | | Tank Capacity | 258L |
| | | Heating tube | 2pcs |
| | | Heating Power | 3000W |
| | | Time setting | 0~99 hours |
| | | Temperature setting | Room temperature ~ 80°C adjustable |
| | | Thickness of tank | 2mm |
| | | Drain value | Yes, in the right side of machine |
| | | Water inlet/outlet | Yes |
| | | Lid | Yes, hinged with machine body, with gasket |
| | | Handle of the basket | Yes |
| 4 | Packing | Basket load | 200KG |
| | | Overall size | 990*580*800mm |
| | | Packing size | 1090*680*920cm |
| | | Packing detail | By wooden case(No logs, free of fumigation) |
| 5 | Warranty | 1 year warranty for spare parts, all life technical support | |
| 6 | Certificate | CE, RoHS; FCC, REACH | |
| 7 | Production time | 5 days if there is stock; 20 days if there is no stock | |

PRODUCT CONFIGURATION





Cleaning Effect show:


BEFORE - IN DIRTY

AFTER - OUT CLEAN




Korean BBQ Grill Plate Cleaner

Bakery Rack Cleaner



Roasting Pan Cleaner


Sheet Pan Cleaner



Cake Pan Cleaner



Muffin Pan Cleaner



Rotisserie Basket Cleaner




BEFORE



AFTER



Before



After


Pot Cleaner



Pan Cleaner



Floor Mat Cleaner



Hood Filter Cleaner




Impinger Belt Cleaner



Pizza Pan Cleaner





Factory and Warehouse







Suggest cleaning time:

| Item | Cleaning time |
|------------------------|-----------------------|
| Pot& Pans | Initial soak 12 hours |
| Hot plates & grills | Minimum of 12 hours |
| Deep fry baskets | Minimum 3~4 hours |
| Hood filter | 1 hour |
| Roasting pans | Initial soak 12 hours |
| Gas rings& Cooker tops | Minimum 12 hours |
| Bakery trays and racks | Initial soak 12 hours |
| Serving dishes | 1-2 hours |
| Oven Racks | Initial soak 12 hours |

Cleaning steps:

Fill in the tank with clean hot water to the max line; Add the detergent and stir the solution;
 Plug the machine into the electrical outlet and switch on; The solution will remains at 80°C;
 Load the cleaning items such as pots, pans, hood filters and more. Use the lifting basket to lower the items into the appliance.
 A light rinse is required before using items. Heavily carbonized equipment may need an additional soak.
 Close the lid, leaving the items in the tank to soak, and walk away. It will clean continuously, remove fat, grease, oil and carbon build up



86-755-27094405



info@skymen.cc



skymenultrasonic.com

Floor 1st & 2nd, Building 3, Tanggang Taifeng Industrial Park, Dawangshan Community, Shajing Street, Bao'an District, Shenzhen