



Portable 2400W Immersible High Frequency Ultrasonic Transducer Plate / Box For Nozzle

Our Product Introduction

for more products please visit us on skymenultrasonic.com

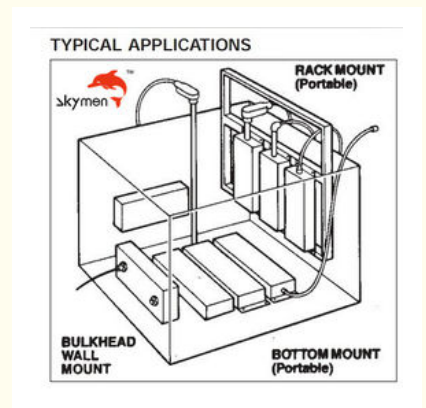
Basic Information

- Place of Origin: China
- Brand Name: SkyMen
- Certification: CE ROHS FCC SGS
- Model Number: JP-1048I
- Minimum Order Quantity: 1 unit
- Price: Negotiation
- Packaging Details: 1 unit per carton / wooden case
- Delivery Time: In Stock
- Payment Terms: T/T
- Supply Ability: 8000 pcs per month




Product Specification

- Model: JP-1048I
- Box Size: 600X460X100mm
- Transducers: 48pcs
- Ultrasonic Power: 2400W
- Timer: 0-30 Minutes Adjustable
- Frequency: 28KHz / 40KHz
- Material: SUS 304
- G.W: 25KG
- Power Supply: AC 110V ; AC 220V
- Generator: 1 Unit
- Connected Cable: Rigid/flexible Tube
- Certification: SGS, FCC, CE, RoHS, ISO9001
- Generator Size: 270*440*150
- Highlight: ultrasonic generators and transducers, submersible ultrasonic transducer



More Images



Product Description

Immersible Ultrasonic Transducers Plate/Box

Features:

More convenient for operation

Stainless steel tank has resistance to wear and long work life.

Can be moved to any tank


Controlled by generator

Use just tap water, or industrial solvent cleaner for more higher cleaning requirement

JP-1006I product specification:

Model	JP-1036I
Box Size	600X460X100mm
Transducers	48pcs
Ultrasonic Power	2400W
Frequency	28KHz / 40KHz
G.W	28KG

Images of this model:



How to Use an Ultrasonic Cleaner for Medical & Surgical Instruments

Medical and surgical instruments in a variety of sizes and complexity can pose challenges when it comes to cleaning, disinfecting and sterilizing them after use. An ultrasonic cleaner is an ideal tool for the first step in this three step process to protect medical personnel and patients from possible infection due to pathogens that remain on the instruments after a procedure.

Suggested Ultrasonic Cleaning Procedure

In all cases manufacturers' instructions should be followed when using an ultrasonic cleaning process. These are representative steps.

Fill the ultrasonic cleaning tank with an approved medical instrument cleaning solution such as CLN-LR012 available from Tovatech following dilution instructions provided. Turn the cleaner on to start the degassing process. This step removes entrained air in new solutions that interferes with the efficiency of cavitation and takes approximately 10 minutes.

In the meantime:

Segregate instruments by alloy or composition to avoid potential damage (Chromium plated instruments should not be cleaned ultrasonically)

Instruments with movable parts should be disassembled to facilitate cleaning

Place the instruments the ultrasonic cleaner's mesh basket, taking care that they do not come in contact with each other
Cannulated or lumened instruments should be positioned to insure interiors are wetted with the cleaning solution. In some instances placing them on an angle will facilitate this

Set the control panel per manufacturers' instructions and start the cleaning process

At the end of the cycle, remove the instruments from the ultrasonic cleaning bath and thoroughly rinse them to remove all traces of the cleaning solution. Deionized water rinses will avoid spotting. If the instruments are not to be immediately disinfected and sterilized be certain that they are thoroughly dried and protected. Part reassembly can occur after sterilization.

Procedures should be in place to guide the replacement of used ultrasonic cleaning solutions. In some instances it is recommended that solution be drained and tanks thoroughly cleaned and dried after each ultrasonic cleaning cycle. Most solutions available today are biodegradable, which facilitates disposal but local authorities should be consulted on proper practices.

The ultrasonic cleaner uses ultrasonic waves (vibration) using water with detergents or enzymatic products to break up soil and organic material on medical instruments/devices. These devices are rinsed then autoclaved (sterilized). The autoclave sterilizer uses heat, steam, and pressure to kill all pathogenic microorganisms and their spores.


Package Includes:

1 x Ultrasonic Transducers Plate

1 x Generator

1 x Manual

Clean effect:



Skymen Technology Corporation Limited

☎ 86-755-27094405

✉ info@skyman.cc

🌐 skymenultrasonic.com

Floor 1st & 2nd, Building 3, Tanggang Taifeng Industrial Park, Dawangshan Community, Shajing Street, Bao'an

