

1800W Ultrasonic Cleaning Machine 135L Tank Engine Parts Cleaning JP-360ST

Our Product Introduction

for more products please visit us on skymenultrasonic.com

Basic Information

- Place of Origin: China
- Brand Name: skymen/OEM
- Certification: CE/FCC/RHoS/REACH
- Model Number: JP-360ST
- Minimum Order Quantity: 1 unit
- Price: Negotiation
- Packaging Details: wooden case
- Delivery Time: In Stock
- Payment Terms: T/T, L/C, Paypal
- Supply Ability: 5000 units per week



Product Specification

- Material: SUS 304/316
- Tank Capacity: 135L
- Tank Size: 600X500X450 Mm
- Unit Size: 870*760*805 Mm
- Paking Size: 930*820*925 Mm Wooden Case
- Ultrasonic Power: 1800W
- Heating Power: 4500W
- Timer: 1-99 Minutes Adjustable
- Heater: 20~95C Adjustable
- Frequency: 40KHz / 28KHz
- Power Supply: AC 100 ~ 120V, 50 / 60Hz, AC 220 ~ 240V, 50 / 60 H
- Transducer: 36pcs
- Model: JP-360ST
- External Generator: 1 Pc

Product Description

135L Industrial Ultrasonic Bath

Function:

Ultrasound is the most efficient and cost effective method of removing Carbon ,oil, rust ,build-up dirt

Features:

Dirt and oil could be removed in a short time by using the strong cavitation of ultrasound.

Time is adjustable among 1 second to 500 hours by simple handle of large timer.

Additional special case for small parts cleaning and drainage for changing of cleaning solution.

Automatic stopwatch to manage working time and maintenance time.

Standard residual-current circuit breaker: used for testing leakage power. And keeping moving of machine and cutting of power switch.

Specificatoin:

Model	JP-360ST
Ultrasonic power	1800W (36pcs transducers)
Frequency	40KHz / 28KHz
Housing material	SUS304
Tank material	SUS304 / 316
Heating power	4500W
Tank capacity	135L
Timer	Digital 1-99 min adjustable
Heater	0~80°C
Voltage	AC 100~120V, 60Hz AC 220~240V, 50Hz
Tank size	600*500*450 mm
Unit size	870*760*805 mm
Packing size	Wooden case
N.W.	98 Kg
G.W.	105 Kg
Certificate	ISO9001:2008 CE & RoHS

From 10 galles to 200 gallons ,size could be customized

Images of this model:





skymen™



skymen™



The whole set machine including:

- 1* cleaning machine
- 1* lid
- 1* basket


Similar models with different tank volume:

Model	Tank size	Volume	Ultrasonic Power	Heating Power	Transducer
	L*W*H (mm)	(L)	(W)	(W)	(pcs)
JP-120ST	500X300X250	38L	600W	1500W	12pcs
JP-180ST	500X350X300	53L	900W	1500W	18pcs
JP-240ST	550X400X350	77L	1200W	3000W	24pcs
JP-300ST	550X450X400	99L	1500W	4500W	30pcs
JP-301ST	800X300X400	96L	1500W	4500W	30pcs
JP-360ST	600X500X450	135L	1800W	4500W	36pcs
JP-480ST	700X500X500	175L	2400W	6000W	48pcs
JP-600ST	800X600X550	246L	3000W	6000W	60pcs
JP-720ST	1000X600X600	360L	3600W	9000W	72pcs
JP-1108ST	1000X900X600	540L	5400W	18000W	108pcs
JP-1144ST	1200X1000X800	960L	7200W	27000W	144pcs


How does Ultrasonic Cleaner work?

DIRT ELIMINATION PROCESS THROUGH ULTRASONIC TECHNOLOGY


- Cleaning effect will be much better if using the machine together with proper solvent.



As ultrasonic wave through the solution in the tank, cause alternating high and low pressures in the solution.



During the low pressure stage, millions of microscopic bubbles form and grow. This process is called "CAVITATION".



During the high pressure stage, the bubbles implode releasing enormous amounts of energy. They work in all directions, attacking surface and invading all recesses and openings.

How to use an ultrasonic cleaner ?

Cleaning prior to lacquering

Ultrasonic clean 130° F, 2 to 3 minutes, 38 to 40 kHz sweep, 300 Hz sweep rate

Chemistry, Brulin 815GD, 12 ounces per gallon of water

Spray rinse with de-ionized* water to remove gross detergent

Immersion rinse in flowing warm de-ionized* water (30 seconds)

Spray rinse with de-ionized* water (final rinse)

Blow dry with clean compressed air or dry nitrogen

Cleaning to remove calcium buildup (replaces "chem-clean")

Ultrasonic clean <110° F, 2 to 3 minutes, 38 to 40 kHz sweep, 300 Hz sweep rate

Chemistry, Ultra-power 132, 1 to 1½ ounces per gallon of water

Spray rinse with de-ionized* water to remove gross detergent

Immersion rinse in flowing warm de-ionized* water (30 seconds)

Spray rinse with de-ionized* water (final rinse)

Blow dry with clean compressed air or dry nitrogen

Package by polywooden case:

Before and after :



Skymen Technology Corporation Limited

86-755-27094405

info@skyman.cc

skymentrasonic.com

