

40KHz Frequency Ultrasonic Cleaning Machine For Hospital Medical Instrument

Our Product Introduction

for more products please visit us on skymenultrasonic.com

Basic Information

- Place of Origin: ShenZhen
- Brand Name: Skymen
- Certification: CE,RHOS
- Model Number: JP-080S
- Minimum Order Quantity: 1set
- Price: Negotiation
- Packaging Details: 1pcs / carton 1x ultrasonic cleaner 1x basket 1x lid 1x user manual
- Delivery Time: In Stock
- Payment Terms: T/T, Paypal
- Supply Ability: 5000sets



Product Specification

- Model: JP-080S
- Tank Capacity: 22L
- Tank Size: 500x300x150mm
- Unit Size: 585*330*280mm
- Package Size: 635*405*335 Mm
- Frequency: 40KHz
- Heating Power: 300W
- Heater: Normal ~80C Adjustable
- Timer: 1~30min Adjustable
- Warranty Time: 1 Year
- Lead Time: Immediately After Payment
- Ultrasonic Power: 192W-480W(Power Adjustable)
- Highlight: **skymen ultrasonic cleaner, ultrasonic bath cleaner**



More Images



Product Description

Hospital Medical Instrument Cleaning Ultrasonic Bath Cleaner

Feature:

Power: Ultrasonic Power 480W(adjustable) + Heating Power 500W

Ultrasonic Cleaner Tank Capacity: 22L; Transducer Quantity: 8pcs; Frequency: 40kHz

Time Setting: 1 - 30 minutes (LED Digital Display); Temperature Setting: 20-80 degrees Celsius

Drains with Flow Control Valve for easy cleaning and rinsing; Digital temperature and timer control

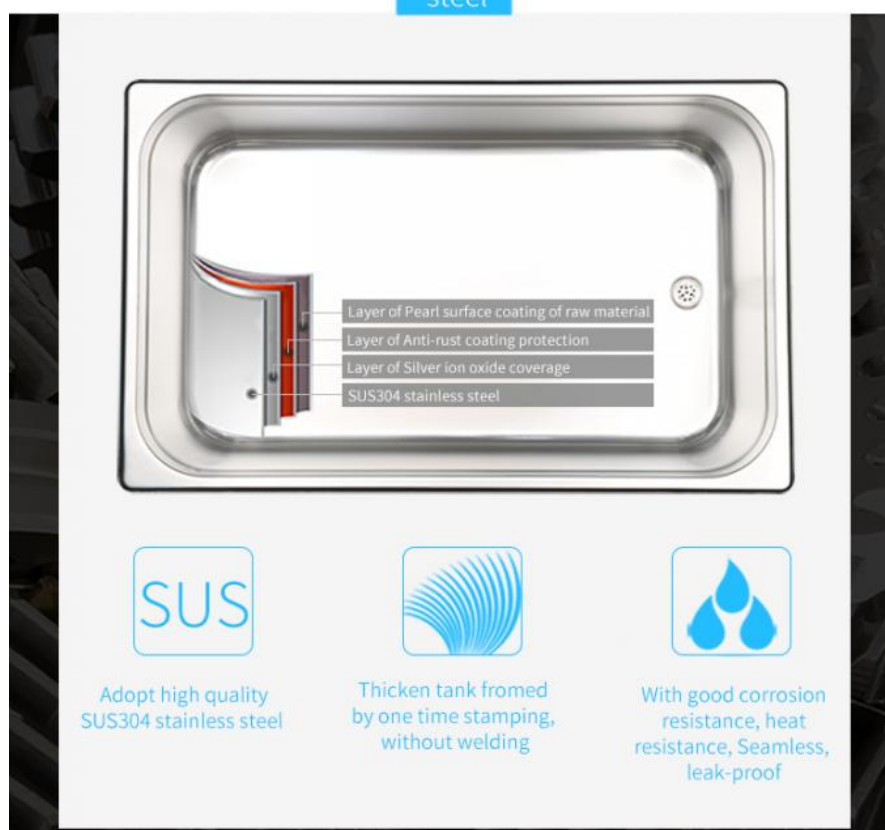
Professional Use: Ideal for Jewelers, Opticians, Watchmakers, Antique Dealers and Electronics

Workshops etc; Personal Use: Jewelry, Earrings, Necklace, Rings, Bracelets and Diamonds.

Industrial SUS 304 tank

Thickness 1.1mm/Heat-resisting and corrosion-resisting/safe and healthy

304
Stainless
steel



Technical Parameters:

Ultrasonic frequency: 40,000 Hz

Material of tank: stainless Steel SUS304

Tank capacity: 22 L

Timer: 1~30min? adjustable

Heater:normal0~80°C?adjustable

Power Supply: AC 100 ~ 120V, 60Hz; AC 200 ~ 240V, 50 Hz

Ultrasonic Power: 480 W, 8 transducers

Heating Power: 500 W

Tank Size: 500 x 300 x 150 mm (L x W x H)

Unit Size: 530 x 325 x 285 mm (L x W x H)

N.W.: 12.4 kg

shipping info.:

Measurement for 1pcs:0.1CBM

10pcs per CBM

certifications:CE & RoHS?& ISO9001.

Digital timer and heater adjustable series

Model	JP-008	JP-008PLUS	JP-009	JP-010S	JP-010T	100S
Capacity(L)	0.8	0.8	1.3	2	2	30
Tank size(MM)	150*85*65	150*85*65	150*135*65	150*135*100	150*135*100	500*300*200
Packing size(MM)	178*110*130	178*110*130	175*160*175	175*160*210	175*160*210	530*325*325
Frequency(KHz)	40KHz					
Ultrasonic power (W)	35	80	80	80	80	600
Heating power(W)			100	100	100	500
Timer(min)	30min,18 times for option	30min,18 times for option	0-60	0-30	0-60	0-30
Heater(° C)			20-65	20-80	20-65	20-80
Tank Material	SUS304					



Features

CE, FCC and RoHS Approved.

Skidproof rubber feet; Durable stainless steel construction.

Ultrasonic cleaning and heating can work at the same time.

Stainless steel tight fitting lid with handle to prevent water heat from diffusing.

High efficiency saves cleaning solvent, thermal energy, work place and labor!

Perfect for cleaning the longhole, finedraw and shelter of piece part or work piece, no need to touch cleaning fluid by hands.

Stainless steel cleaning basket for cleaning some small objects which need less friction, it can reduce the friction between the small objects and the tank.

It is more convenient and efficient than hand wash, steam cleaners, high pressure water jet cleaning or other machines. Just

plain tap water is enough, if no special results required.

Why Ultrasonic Clean

1. Why Do You Need Ultrasonic Cleaning Machine

Gun Lover Usually clean their gun once a week but mostly get trouble in cleaning. There are many hard cleaning components in a gun and it is not easy to clean by hand.

However, ultrasonic gun parts cleaner will do all cleaning job for you and you just need to wait several minutes. It clean every parts of your gun and it keep same intensity in every direction.

2. Advantage Of Ultrasonic Gun Parts Cleaning Machine.

More thorough cleaning- cleans down to one micron cleanliness level

Shorter cleaning times- 3-5 minutes for most firearms

Less handling- allows the user to perform other functions while cleaning is in process

Lubrication tank design uses ultrasonic energy allowing complete coverage in every crack and crevasse

Cleaning detergent is specifically chosen for firearm cleaning and includes a rust prohibitor

Lubrication is specially formulated for firearm cleaning with water displacement and low temperature properties

How It Work

3. How Gun Parts Ultrasonic Cleaning Machine Work?


Ultrasonic transducers mounted to the tank bottom produce high frequency sound waves which cause rapidly alternating high & low pressure conditions in the cleaning solution. Millions of microscopic bubbles form and then implode (a process called cavitation) resulting in an intense scrubbing action that removes fouling even in the smallest indentations, grooves and impossible to reach by hand areas.

Using water based detergents with rust inhibitor and heat, unburned powder, carbon, lint, oil & dirt will be quickly removed from the field stripped gun parts usually within 4-6 minutes of immersion with minimal hand labor. Heated ultrasonic cleaning, followed by rinsing and ultrasonic lubrication with supplied lube pan and special oil, insures that the parts are moisture free and protected. After excess lubricant is removed from the parts with compressed air, they can be lubricated in accordance with manufacturer's instructions or your S.O.P.


The parts are then restored to factory new level of cleanliness which could not be achieved by the usual hand cleaning methods. The process does not affect night sights, rubber grips, and plastic frames or leave the parts dried out and unprotected.

DIRT ELIMINATION PROCESS THROUGH ULTRASONIC TECHNOLOGY


- Cleaning effect will be much better if using the machine together with proper solvent.



As ultrasonic wave through the solution in the tank, cause alternating high and low pressures in the solution.



During the low pressure stage, millions of microscopic bubbles form and grow. This process is called "CAVITATION".



During the high pressure stage, the bubbles implode releasing enormous amounts of energy. They work in all directions, attacking surface and invading all recesses and openings.

How To Clean

4. How To Clean Your Gun Parts With Ultrasonic Cleaning Machine.

- (1). Field strip the gun
- (2). Swab the bore with a good defouler like Hoppes #9
- (3). Insert the stainless steel basket into the ultrasonic cleaning system
- (4). Insert the polycarbonate tray into the stainless steel basket Ride The Waves Ultrasonic Gun Cleaning Equipment
- (5). Add cleaning solution concentrate Cleaning Solution
- (6). Turn heating unit on to 50 degrees C
- (7). Insert gun parts into the ultrasonic cleaner
- (8). Set the cleaning time for between 5 and 30 minutes, depending on how dirty the gun is. (Light maintenance on the lower end of the time scale, heavy cleaning on the higher end of the time scale.)
- (9). Turn the ultrasonic cleaner on
- (10). Check guns periodically for cleanliness
- (11). When clean, turn off heat and the ultrasonic unit
- (12). Swab the bore with a good defouler like Hoppes #9
- (13). Always lubricate your gun after cleaning

5. Other Recommendation

If tank size is not suitable for your spare parts, we have other big ultrasonic cleaner in store. And we can design and produce any special function ultrasonic cleaning machine you need.

6. Packing information and delivery





9.Skymen Advantage

We have been in this industry for 10 years and we are supplying machines to all seller all over the world.All distributor is welcome for win-win coporation.

We have passes ISO,High Tech Company,CE,RoHS,FCC, National Medical Instrument Approval.



Skymer Technology Corporation Limited

 86-755-27094405

 info@skymen.cc

 skymenultrasonic.com

Floor 1st & 2nd, Building 3, Tanggang Taifeng Industrial Park, Dawangshan Community, Shajing Street, Bao'an District, Shenzhen